



Building & Construction

PARATON ENGINEERING LTD

Problem Solving Through Creative Engineering



SERVICES OFFERED

- Warehouse Management & Operations
- Landscaping & Maintenance Services
- Building & Construction Services
- Cleaning & Janitorial Services
- Electrical & Plumbing Services
- Land Development Services
- Road Construction Services
- Facilities Management
- Sanitization Services



📞 1 (868) 352-2784 • 1 (868) 352-2784



A Paraton Engineering team on a landscape project for a client.

Paraton Engineering, a leader in construction



Sylvan Pardassie, right, managing director Paraton Engineering Ltd, and his son Eashan Pardassie, left, director of new business.

Paraton Engineering Ltd began its humble operations as Avikash Environmental & Contracting Services (AECS), a small construction and repair company founded by Sylvan Pardassie in 2011.

From the small village of Penal Rock Road, AECS developed into Paraton Engineering Ltd that is now managed by a dynamic and visionary team making it a leader in the construction industry in Trinidad.

The company prides itself on its founding principles of quality, perfection, safety and honesty.

Paraton has been building dreams and forging relationships in both the private and public sectors since its inception.

The company offers a variety of services targeted to the needs of our clients.

At Paraton you can get domestic and industrial cleaning services, landscaping and maintenance, full facilities management services, warehouse operation and management, engineering services, complete construction services, land development, road construction and design services.

Our professional and qualified team is always ready to satisfy our clients needs in the best manner possible.

Over the years the company has successfully completed a variety of projects for clients such as the Housing Development Corporation (HDC), Estate Management Business Development Company (EMBD), Ministry of Works, CEPEP, Land Settlement Agency, National Commission for Self Help, Massy Gas and various others.

During the pandemic, Paraton Cleaning Division began offering sanitization services and its manufacturing division produced an 80 per cent alcohol mist sanitizer, that's now available across the country.

The company has always believed in giving back to society and has always supported many programs across the country.

We continue to support and has recently provided free sanitizers and sanitization services to various MPs, schools, homes and institutions across Trinidad.

Paraton continues to grow and expand as we firmly believe the construction sector and local manufacturing can be the driving force to propel our country once more into prosperity.



A Paraton Engineering Ltd crew on a job site.



Centrascape director Dr Nisha Beharry-Borg, alongside orchids, said homeowners must consider how outdoor spaces will be used when choosing flowering plants.

RIA CHAITRAM

It is without a doubt that many people have tapped into their creativity during the covid19 pandemic to find ways to help them cope with its stresses — from cooking, to decorating, to gardening and even small “do it yourself” (DIY) home projects.

Small landscaping projects have seen an uptick over the past couple of years, and it has also given families a chance to bond while doing a project.

The creation or upgrade of yards, decks, patios and internal spaces are being done and while some people might think it is expensive to undertake such projects, two landscapers explained that there were easy and inexpensive ways to

Spruce up outdoor spaces at little cost

achieve beautiful and simple spaces.

Centrascape director Dr Nisha Beharry-Borg said gardening and sprucing

up small outdoor spaces has become a trend and by using common plants and shrubs were cost effective ways that can

aid in a design.

She said, “One of the most cost effective things we can use in the Caribbean are shrubs. They are very low maintenance, and they take the weather really well and don’t require constant watering.

“Shrubs such as jasmine, ixora, croton, acalypha, anthurium, hibiscus, hypoteses, pink azalea, pseuderanthemum thunbergia and yesterday today tomorrow (YTT) are just some that can be used. Trinidad probably has the largest variety of shrubs.”

Centrascape, located in Chaguanas is a garden centre that has an extensive variety of plants, plants fertilisers and supplements, and plant accessories. The business also provides landscaping services which included consultations, design and planning, installations and customised maintenance and after care.

Key factors that can assist with cutting costs in any project, Beharry-Borg said, were understanding the space and design and working with a budget.


She pointed out that hired labour was costly to undertake in some landscaping projects, but having a clear design concept and willingness to contribute two hours per day on a project, can save a lot of money.

Careful consideration about the functional use of space, Beharry-Borg added must be taken into account, such as accommodation for children, sitting area, accommodation for animals or pets, or entertainment to determine the types of plants and accessories needed.

“Having the design and the required materials helps a lot with a project. Something that has pebbles would be low maintenance and something that has lawn or grass would be more time-consuming and be of high maintenance.

“Stones, rocks and pebbles can be used to fill in spaces where there isn’t any grass or to replace grass, if necessary. It all requires work and dedication to keep looking beautiful, even if you opt for the low maintenance things,” Beharry-Borg explained.

continues on page 6 >>



TILE Expression

The #1 Leader in Tiles!

| Ceramic Tiles

| Porcelain Tiles

| Wall & Floor Tiles

| Indoor & Outdoor Tiles

| Granite & Quartz Slabs & Countertops



Monday to Friday: 8:00 a.m. - 4:30 p.m.
Saturday 8:00 a.m. - 2:30 p.m.

Telephone: 693-0015; 223-TILE

**MUNROE ROAD,
CUNUPIA**



From here... to Home.

EQUITY FINANCING



Equity is your vehicle to enable you to pay for major expenses.
Repayment term up to 30 years.
Call us today to find out more.



Think about function, use of space

Now you would think, what about the materials such as soil and compost, chemical and fertilisers, mulch and accessories such as pots, planters, pebbles and mesh? Beharry-Borg said they were easily available and also inexpensive.

The trend, she pointed out, was creating a green space with a tropical concept that could use yellow oxalis to create a border for any landscape, or to enhance concreted areas by adding colour such as red cordylines and vining plants like pothos.

A combination of palms and heliconias can be used next to a wall or fence to create a privacy screen; colourful ground-cover plants can be used at the edges of curved beds, with alternantheras or white splash daisies; palm trees can be a centrepiece in the yard to bring a unified look to the landscape and; colourful bromeliads can be planted in a bed river stones.

Navadvipa Brathwaite, also known as Bol, owner of Bol's Flower & Garden located in Edinburgh Road, Longdenville said it was not difficult to care for plants, once the enthusiasm and passion was there.

He expanded into landscaping and



An area before landscaping at a home in south Trinidad. There are trees and bare dirt with space to create simple aesthetics.



Pebbles, stones, rocks and other weather resilient plants were used to enhance the space, allowing for easy maintenance. PHOTO COURTESY CENTRASCAP

would be meet many customers looking for tips on how to make their DIY projects worthwhile but cost effective.

Brathwaite said there were many tips and ideas available online but always consulting local experts was a good idea because of the difference in the climate.

He said, "Landscaping is simple and it is always good to start small. Choosing the right space and understanding its functionality is important."

A simple-shaped area, he said, required minimal work and simple tools and

materials. The first and most important step was to make sure the area was cleaned and does not have any unwanted insects or bugs, fungus and hazardous weeds.

"Add the groundcover, which prevents unwanted weeds or grass from growing, and create the space by adding either a border, stones, brick pavers or blocks. There are so many different options.

"This can then be followed up with more groundcover, mulch, top soil and the desired plants. This is the simplest

way to get it done yourself. It is the same concept if the space is to be expanded."

Brathwaite explained the cost of materials on landscaping projects has decreased because of the increased number of retail plant shops in the country.

He said the landscaping industry has become competitive, locally and internationally, which has been good for businesses and retail sales.

continues on page 7 >>>

ROLLOUT

WITH THE

BEST

VS

THE REST



DONGFENG
CAPTAIN C

POWER 118Hp
CAB AND CHASSIS ONLY
PAYLOAD 3.9T

CAPTAIN C

- Powered by Cummins 3.9L Turbo Diesel Engine
- 123Hp • 6 Speed Manual Transmission
- Up to 4.8T Payload
- Up to 18ft factory drop side tray included
- 3 year Warranty



SCAN ME
FOR MORE INFO

MORE VALUE FOR YOUR MONEY

Starting At **\$219,950**



LIFESTYLE
MOTORS

Phone: 674-1000 Ext. 8400

sales@lsmtn.com | lifestylemotors.com



DONGFENG
DONGFENG MOTOR CORPORATION



Orchids and other flowering plants can brighten up any space of a homeowner's yard. PHOTOS BY AYANNA KINSALE

Fruit trees are nice to landscape

continues from page 6 >>>

"The prices on materials have decreased so people are more likely to purchase more than before. With the pandemic people are looking for activities that would keep them occupied and relaxed," Brathwaite said.

He added that landscaping projects can be very inexpensive and does not require the purchase of new plants since using any plant, with a nice design, was achievable. Using existing plants around the home such as fruit trees or house plants was a good starting point.

"You do not have to purchase plants. You can use what you already have, clean it up and put some pebbles or mulch of different colours around it.

"Fruit trees are also nice to landscape, especially grafted fruit trees if there is limited land space and if falling leaves and flowers are an inconvenience. Palms are also good too. It is so easy to do, it's all about creativity," Brathwaite said.

His advice for DIY projects in the tough climate was to choose plants that complimented each other such as plants that absorbed a lot of water for the rainy season and plants that could thrive in sun and heat.

"The most simple and resilient plant that can be used outdoor is ixora, which does not require much maintenance and can be shaped into hedges or other designs.

"Succulents can be used indoors



Centrascape director Dr Neshia Beharry-Borg, tending monstera plants, said common plants and shrubs are low maintenance ways to spruce up outdoor spaces. PHOTO BY AYANNA KINSALE

because they do not require much water. The soil is mainly pro-mix and sharp sand which allows for proper filtering. Crotons and leafy plants are hardy and do not need much attention daily and are not prone to diseases," he explained.

With Christmas right around the corner, poinsettias are a must-have plant in the home, and Brathwaite said they were easy to care for and were available in red, pink, marble and white. He said Christmas trees were also easy to maintain.

He added that choosing a soil can be difficult but ensuring that there was a good mixture of manure, topsoil and wood chips can produce good growth.

"A good mix would include manure — cow, goat, sheep or chicken, top soil, wood chip or wood shaving, sharp sand and pro-mix. The wood chip or shaving helps with proper filtration. It has given me great results," Brathwaite explained.

He advised that too much water in plants can cause plants to wither and die

and urged people to pay attention to the amount of water used in potted plants.

What to consider before entering into a landscaping project

- budget
- location of the landscape
- functionality of space
- landscaping design/concept
- types of plants
- climate conditions
- type of soil
- drainage conditions
- insects/weeds
- level of maintenance needed
- tools and materials

Ten simple and low maintenance landscaping designs

- spilling bougainvillea
- barrel cacti
- flowers, palms and heliconia wall or fence
- ficus, sculpted and separated hedges
- borders
- climbing vines
- shaded patios
- grounded/potted citrus/palms
- herbs and kitchen garden beds
- succulent beds or arrangements

Let's paint!

Flat, matte or gloss, which to choose?



PHOTO TAKEN FROM CLARE.COM

Painting is among the final stages of any building and construction project, and like the rest of the process, care should be taken when planning and executing this phase.

The amount of light reflected from the surface of any painted area is determined by the type of paint used. Paint with sheens reflect light, while light is absorbed by paint without sheens.

While there is no hard-and-fast rule that says certain types of paint finishes are limited to certain areas of a building, some may be better suited to these areas than the others.

Prior to painting interior surfaces, it is advised that a primer be used first to smooth out the surface, prevent more absorption of paint in some areas, and to help with paint adherence to the surface.

Paint sheen falls into two categories:

Flat or matte, and gloss or semi-gloss.

Flat or matte

Flat or matte paint has no sheen and therefore absorbs light. Paints with a flatter finish contain higher levels of pigmentation and has less resin. Among the advantages of using matte finishes are:



Flat or matte paint requires fewer coats than gloss finishes and is much easier to touch up. PHOTO TAKEN FROM JENTALBOTDESIGN.COM

- It works better on new construction, drywall, ceilings and in areas where there is low traffic.
- The surface will require fewer coats than gloss finishes and it is much easier to touch up.
- Its non-reflective, smooth look easily masks flaws such as nail holes and patches.
- It can be easily cleaned with a damp cloth.



Gloss and semi-gloss paints reflect light and can brighten spaces. PHOTO TAKEN FROM LUISVENEGASPLASTERING.COM

Gloss and semi-gloss

Gloss and semi-gloss paints tend to brighten any area because it reflects light and is mainly used on the interior of a building. Semi-gloss finishes are best suited to areas that are more humid, such as bathrooms, laundry rooms and kitchens because it is more resistant to moisture. However, while it is fairly easy to clean, flaws on walls and ceilings are not as well

disguised as with the matte finish.

High gloss finishes are most popularly used on doors, moulding and trims, shutters, window casings and cabinets because of the high shine it offers. Both semi- and high-gloss finishes require more coats than the matte finish and should be applied to smooth, clean surfaces for the best results.

Before painting, consider the following:

- What is the purpose of the room and what level of durability will I need?
- Will I need and can I afford a high-quality finish that will require fewer applications, or should I go with something a little less expensive at this time?
- How frequently will this area require cleaning and touch-ups?
- Is the area for everyday use, or just is it just for occasional use?
- Choosing paint doesn't have to overwhelm you. Take the time to enjoy experimenting with colour and sheen. Use samples to test small areas of your walls before making a decision and that it is the right option for you and your space.

BUILD TO LAST HARDWARE & ROOF MANUFACTURING LTD.

Tel: 299-4079 or 299-4070

**Ip#6 Southern Main rd.
St. Mary's Junction, Freeport**

GRAND DIVALI SALE
ON
ROOFING & CONSTRUCTION!



BRC

10G \$995
5G \$2,395

CONCRETE RED \$5.50
4" \$5.50
6" \$6.95
8" \$8.75

BLOCKS

ROOFING SHEETS

UNPAINTED 28G \$22.95
UNPAINTED 26G \$24.95
PAINTED 26G \$29.95
PVDF 26G \$34.95



STEEL

Length	Tonne
3/8"	\$37 \$10,695
1/2"	\$57 \$10,495
5/8"	\$100 \$10,495

Z&C PURLINS

1.2 \$225 **1.5 \$275**
6" \$325 **8" \$375**

DECKING
\$39.95/FT



UNBEATABLE PRICES!

**ALL
PRICES**

VAT INCLUSIVE

**FREE
DELIVERY!**

Some conditions apply



Consider refacing or painting bathroom cabinets instead of replacing them. PHOTO TAKEN FROM HGTVHOME.COM

Pitfalls to avoid when remodelling your bathroom

When remodelling a bathroom to save money, what you should avoid is often as important as what you should do. Avoid these bathroom remodelling pitfalls that are guaranteed to drive up the budget, slow down the timetable, and result in added maintenance down the road.

No plan

Jumping into a bathroom remodel haphazardly is a sure way to spend more money than is necessary. Even though bathrooms tend to be rather small, their dense cluster of services within that small space means that you cannot afford to do anything impromptu and absent a clear plan.

For example, if you install the toilet and then decide that it should be moved a few feet to the left, the project will be more expensive than if you have situated it correctly the first time around.

So, lay out a firm bathroom design even before you call up the contractor or design company.



Make sure you choose the right type of flooring for your bathroom remodel. PHOTO TAKEN FROM ALLTHINGSTHRIFTY.COM

Expensive options

Assuming that the expensive bathroom remodel option will take care of all of your problems is not always the correct assumption.

Contractors, home improvement stores, supply houses, and many others may drive you toward purchasing higher grade and more expensive materials and services. While their intentions might be honest, it results in a higher overall cost to you.

For example, a frameless glass shower is solid and attractive, and dresses up your bathroom more than other types of shower stalls. However, frameless glass showers are more expensive than framed glass showers or other shower stall units.

If a framed shower unit can work for you, consider how much the extra cost of a frameless version is worth to you.

This applies across the board with natural stone counters, quartz counters, stone floors, solid wood cabinets, designer paint, and a host of other premium products.

Replace vs repair

Maybe the tile shower surround just needs regrouting rather than a full replacement. Or the vanity can be painted rather than ripped out and replaced. Everything is more difficult to replace when you are remodelling a bathroom.

Bathroom materials, too, tend to be more expensive. So, if you can keep any item and refurbish it, you save money. Some examples include the following:

- Refinish your bathtub or shower
- Reface or paint cabinets
- Reglaze the sink
- Refinish the countertop
- Regrout the tile

Wrong type of flooring

When remodelling, think in terms of flooring that is appropriate for bathrooms. Ceramic tile, porcelain tile, luxury vinyl plank, and sheet vinyl flooring tend to work best in the bathroom because they shed water.

Solid hardwood, engineered wood, and laminate flooring rarely are your best options for bathrooms. Any kind of stone in the bathroom will need to come pre-sealed or be sealed by you. Plus, natural stone will need occasional resealing to keep moisture from permeating into the surface of the stone.

Total DIY

If you are handy with common household tools, you can probably take on projects like laying ceramic tile, painting walls and installing a bathroom vanity.

But when it comes to advanced activities such as building an entirely new shower stall, installing whole-bathroom wiring, or doing a premium-quality tile surround job, consider whether you are truly up to the job.

Many bathroom remodelling projects will, in the end, be less expensive and less frustrating if you call in the professionals from the start.

(Adapted from thespruce.com)

How to paint new plaster

Painting a newly plastered wall requires more preparation than painting a normal wall. You can't start painting new plaster directly and instead you have to take steps to seal the plaster so you can get the colourful finish you want.

Let the plaster dry

The very first thing you need to do when painting new plaster is to let it dry. A week should be long enough to let it completely dry out and for all damp patches to disappear. Once the plaster is dry it should be light with no dark spots and a consistent colour and appearance throughout.

If you try to apply paint to wet plaster this can cause adhesion problems. Applying emulsion to wet plaster also means that it may not bond properly and you could find that it peels off your wall.

Painting on dried plaster can also cause the paint to dry very fast, leaving you with irregular brush strokes and an uneven finish. So to combat this, you need to apply a mist coat.

Mix a mist coat (primer)

A mist coat is made of watered-down emulsion paint and acts as a primer. The extra moisture gives the wall something to absorb so your topcoat should stick. Alternatively, you can use a water-based primer which saves you the mess of



Make sure the plaster has dried completely before painting. PHOTO TAKEN FROM BNBARCHITECTS.BLOGSPOT.COM

making a mist coat.

To make a mist coat, mix three parts emulsion with one part water. You should always check the paint tin for the manufacturer's instructions as ratios can vary.

You don't have to use exactly the same paint you've chosen for the final topcoat but you should use a similar colour for an even finish.

The mist coat will be completely mixed together when the water isn't settling on the surface of the emulsion.

Apply the mist coat and let it dry

There are two different ways you can apply the mist coat.

If you choose to use a roller, you'll cover the wall much quicker but it will be very messy as rollers can splatter paint very easily.

Alternatively, a paintbrush will take much longer but you shouldn't have as many drips to deal with.

However, you choose to apply the coat, work in smooth upward motions until you cover the entire wall. The mist coat is



Prime freshly plastered walls before painting with your desired wall colour. PHOTO TAKEN FROM MODERNIZE.COM

very runny so whenever you spot drips or streaks, paint over them quickly to prevent them from drying and ruining your perfect finish.

Wait 24 hours for your mist coat to dry before you apply the topcoat.

Apply the topcoat

As soon as your mist coat has dried you can decorate normally. There's no need to sand down the wall as you've already done all the prep, so this bit is easy.

Apply the topcoat in a V motion for even coverage. For the best results, you may need to apply more than one coat.

(Adapted from valspar.co.uk)

Trinidad Property Sale

As part of the portfolio: Home Construction Ltd,
Highgate Development Ltd & Beta Realty Investments Ltd

BID DEADLINE: 29 OCTOBER 2021

OFFERS WILL BE CONSIDERED IN WHOLE OR IN PARTS UPON RECEIPT

No	Location	Land	Land Size
1	Arima	The Crossings - Community Centre Site	6695.6 m2
2	Arima	The Crossings - School Site	1.8824 ha
3	Champs Fleurs	Land off Upper Hilltop Drive, Mendez Drive	3.6197 ha
4	Grand Couva	Land off Atagual Road	5.6626 ha
5	Maraval	Perseverance Estate off Perseverance Road	98.9317 ha
6	Maraval	Perseverance Phase 2	5.7482 ha
7	Mayaro	Land on LP 143 4 1/2mm Mayaro Guayaguayare Road	51.155 ha
8	Petit Valley	Capildeo Lands	37.7210 ha

No	Location	Land	Land Size
9	Santa Cruz	Santa Cruz Plot proximate to Santa Cruz Fire Station	
10	St. James	No. 4 Middle Street	339.7 m2
11	Tacarigua	TMV - Zone 4 - Lot 7	3092.0 m2
12	Tacarigua	TMV - Zone 4 - Lot 8	1745.3 m2
13	Tacarigua	TMV - Zone 4 - Lot 15	2907.0 m2
14	Tacarigua	TMV - Zone 4 - Lot 17	3113.0 m2
15	Tacarigua	Vacant residential land off Orange Grove Road, Beaulieu	0.8159 ha
16	Tacarigua	Vacant Land - Lot A, off Eastern Main Road	0.4581 ha

Disclaimer: All information is from the Client and/or other sources deemed reliable and has not been independently verified. No representation, warranty or guarantee, expressed or implied or by operation of law, is made as to the accuracy, reliability, or completeness of this information. This material is submitted subject to errors, omissions, changes, prior sales, or withdrawals without notice. A buyer's broker, if any, is only protected if its representation is confirmed, in writing, in the buyer's offer.

For Additional Information, Bid Procedures /Terms & Conditions
Visit www.BuyTrinidadProperties.com

Brokerage Commission for Properly Represented Buyer's Broke



Court Approved Real Estate Advisor & Sales Agent

KEEN-SUMMIT CAPITAL PARTNERS LLC
868-224-5965 | 646-381-9222
TrinidadLand@Keen-Summit.com

Diwali DEALS

GET SO MUCH MORE IN-STORE AND ONLINE



GAS COOKERS
AS LOW AS
\$2,395

PLUS GET FREE | POT WITH RING STOVE



12% OFF

LIVING ROOM SETS, SECTIONALS OR RECLINERS

PLUS GET FREE | STORAGE OTTOMAN



UP TO \$1,800 OFF

REFRIGERATORS

PLUS GET FREE | MULTI COOKER WITH SELECT PURCHASES



10% OFF

KING OR QUEEN BEDROOM COMBO

PLUS GET FREE | COMFORTER SET



10% OFF

FREEZERS

NO PAYMENT FOR 60 DAYS ON ALL MY TERMS HP PLANS

PLUS GET ADDITIONAL DISCOUNTS COMING TO A STORE NEAR YOU!



Together, we are *Family*



SHOP ONLINE AT STANDARDTT.COM

NEVER BEATEN ON QUALITY AND PRICE